

High Efficiency Disposable In-Line Filters

Application: These high-efficiency, disposable in-line filters are great for analyzer and sensor protection, gas sampling, micro-system operation and robot and animation air preparation. This clear, nylon housing allows visible inspection of collected particulate. The full length internal tube support gives higher strength, even with system upsets.



Type ID In-line filters

The Type ID enclosure in conjunction with a 'G', 'T', 'F' or '44P' series element is designed to provide the most reliable, long lived, instrument air source, sensor protection, sample cleansing and purification available today. The center core provides stable backup support, reduces internal (tare) volume, centers the tube in the housing and distributes the contaminant load along the tube's entire length. Elements in the housing are sealed by a positive serrated arrangement with built-in redundancy, ultrasonically welded.

Type MD In-line filters

The Type MD housing in conjunction with a 'G', 'T', 'F' or '5P' element is designed to provide a high reliability instrument air source or sensor protection where some levels of condensed moisture or oil are present. A stand-pipe is molded into the lower housing to allow for a dry exit chamber as liquids collect at the tube base. Up to 3cc of liquid can be stored in this manner. The same tube size is employed as in the Type ID. Typical applications involve high condensate conditions such as vacuum or higher temperature systems.

Type SD In-line filters

For critical point-of-use, vapor free instrument or medical systems the Type SD provides Maximum activated surface exposure to the process gas while pre-filtering with grade 10 pads and preventing media migration with exit safety filters.

Adsorbing Media Available

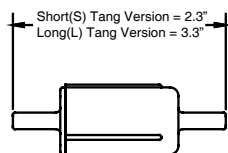
Type A: Activated carbon for general use oil vapor removal.

Type J: Silica gel moisture trap dries gas, turns white when expended.

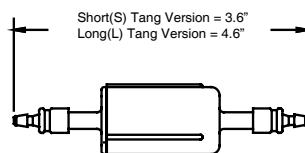
Type M: 13X molecular sieve for selective polishing and 'last trace' light hydrocarbon vapor removal.

Type O: Activated dye turns red when exposed to oil in system.

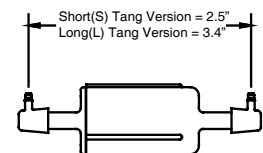
Specifications:



Standard 1/4" O.D. Tangs



4S = 1/8" Straight Barbs



4A = 1/8" Right Angle Barbs

Specifications:


Model Number	Max. Pressure	Max. Temp.
ID/SD/MD	100 PSIG/7 bar	125°F (All media types)

How to Order:

<input type="checkbox"/>	<input type="checkbox"/>	<input type="checkbox"/>	<input type="checkbox"/>	<input type="checkbox"/>	<input type="checkbox"/>
Type	Tang	Media	Media	End	
ID	Length	Grade	Type	Connections	
MD	N = Long	Leave blank	Available for ID only	blank = Standard Tangs	
SD	S = Short	for SD,5P,44P	44P = 44 micron SS mesh	(1/4" outer diameter)	
		4	Available for MD only	4S = 1/8" Straight Barbs	
		6	5P = 5 micron SS mesh	4A = 1/8" Right Angle Barbs	
		8	Available for ID/MD		
		10	G = Epoxy		
			T = PTFE		
			F = Fluorocarbon		
			Available for SD only		
			A = Activated Carbon		
			J = Silica Gel		
			M = Molecular Sieve		
			O = Oil Activated Dye		

For Example: IDN-6G
for complete assembly,
including element.

Low Flow, Dual-Stage In Line Filters



Application: The ILN, IKN in-lines are used for low flow circuit protection on sensing instruments, analyzers, air-logic, and other control devices. High-efficiency coalescing and particulate elements are available. Drain types available include manual push, constant bleed or no drain.

The design: This twist-lock plastic housing is designed for 50 PSIG Maximum operating pressure. The two-stage filter design allows for high efficiency element replacement and the reuse of the 74 micron prefilter (74P05-011 X 10).

How to Order:

<input type="checkbox"/>	<input type="checkbox"/>	<input type="checkbox"/>	<input type="checkbox"/>	—	<input type="checkbox"/>	<input type="checkbox"/>	05-011
I	N						
<u>Port Size</u>		<u>Type of Drain</u>		<u>Media Grade</u>		<u>Media Type</u>	
L = 1/8" NPT		blank for no drain; closed		4		G	
K = 1/8" NPT with brass inserts		D = Open; constant bleed drain		6		T	
		V = Valved; manual drain		8		F	
				10		H	

For Example: IKND-4G05-011 for complete assembly, including element.
IKND X 1 for an empty housing.

Specifications:

Model Number	Port Size (NPT)	Max. Pressure	Max. Temp. (Element Type)	Materials of Construction			Seals	Shipping Weight
				Head	Internals	Bowl		
QN1N, QN15N, QN2N	1/4", 3/8", 1/2"	125 PSIG/ 9 bar	125°F (All Media types)	Aluminum	Stainless Steel, Acetal Plastic	Clear Polyurethane	Buna N	.86 lbs./ .39 kgs.
ILN/IKN	1/8"	50 PSIG/ 3 bar	125°F (All media types)	ILN: Nylon IKN: Clear polyurethane	Neoprene	ILN: Nylon IKN: Clear polyurethane	Silicone Rubber	.1 lbs./ .05 kgs.
ILND/IKND	1/8"	50 PSIG/ 3 bar	125°F (All media types)	ILND: Nylon IKND: Clear polyurethane	Neoprene	ILND: Nylon IKND: Clear polyurethane	Silicone Rubber	.1 lbs./ .05 kgs.
ILNV/IKNV	1/8"	50 PSIG/ 3 bar	125°F (All media types)	ILNV: Nylon IKNV: Clear polyurethane	Neoprene	ILNV: Nylon IKNV: Clear polyurethane	Silicone Rubber	.1 lbs./ .05 kgs.