

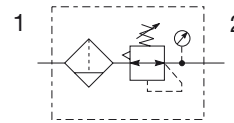
Global Air Preparation System

Compact Filter / Regulator - P32



Options:

Symbols



- Integral 1/4", 3/8" or 1/2" ports (NPT, BSPP & BSPT)
- High efficiency 5 micron element as standard
- Excellent water removal efficiency
- Robust but lightweight aluminum construction
- Positive bayonet latch to ensure correct & safe fitting
- Secondary pressure ranges 0-2 bar (0-30 psig), 0-4 bar (0-60 psig), 0-8 bar (0-125 psig), 0-17 bar (0-250 psig)
- Secondary aspiration plus balanced poppet provides quick response and accurate pressure regulation

**P32EB 9 2 E G M B N 5 P**

<b>Basic series</b> Global modular compact filter / regulator <b>P32EB</b>	<b>Thread type</b> BSPP 1 BSPT 2 NPT 9	<b>Element</b> 5µ Element E	<b>Port size</b> 1/4 2 3/8 3 1/2 4	<b>Bowl type</b> Poly bowl with bowl guard G Metal bowl without sight gauge M Metal bowl with sight gauge S	<b>Relief</b> B Relieving N Non-relieving	<b>Drain type</b> M Manual drain A Auto drain	<b>Mounting</b> P Plastic panel mount nut
--	---	--------------------------------	---	--	---	---	--

Adjustment range	
With square gauge	
psig	bar
1 = 30*	V = 2*
3 = 60	S = 4
5 = 125	T = 8
With round gauge	
Z	2 bar; 30 psig; 0.2 MPa
M	4 bar; 60 psig; 0.4 MPa
G	8 bar; 125 psig; 0.8 MPa
J <sup>§</sup>	17 bar; 250 psig; 1.7 MPa
Without gauge	
Y	2 bar; 30 psig; 0.2 MPa
L	4 bar; 60 psig; 0.4 MPa
N	8 bar; 125 psig; 0.8 MPa
H <sup>§</sup>	17 bar; 250 psig; 1.7 MPa

\* Unit comes with 0-4 bar or 0-60 psig gauge respectively.  
§ Not available with poly bowl with bowl guard.

**Bold items are most common.**

Port size	Description	Flow† dm <sup>3</sup> /s (scfm)	Max. bar (psig)	Height mm (inches)	Width mm (inches)	Depth mm (inches)	Part number†
1/4"	8 bar (125 psig) relieving - poly bowl - manual drain	42 (89)	10 (150)	261.6 (10.3)	60 (2.36)	93 (3.66)	<b>P32EB92EGMBNGP</b>
1/4"	8 bar (125 psig) relieving - poly bowl - auto drain	42 (89)	10 (150)	255.6 (10.1)	60 (2.36)	93 (3.66)	<b>P32EB92EGABNGP</b>
1/4"	8 bar (125 psig) relieving - metal bowl - manual drain	42 (89)	17 (250)	261.6 (10.3)	60 (2.36)	93 (3.66)	<b>P32EB92ESMBNGP</b>
1/4"	8 bar (125 psig) relieving - metal bowl - auto drain	42 (89)	17 (250)	255.6 (10.1)	60 (2.36)	93 (3.66)	<b>P32EB92ESABNGP</b>
3/8"	8 bar (125 psig) relieving - poly bowl - manual drain	58 (123)	10 (150)	261.6 (10.3)	60 (2.36)	93 (3.66)	<b>P32EB93EGMBNGP</b>
3/8"	8 bar (125 psig) relieving - poly bowl - auto drain	58 (123)	10 (150)	255.6 (10.1)	60 (2.36)	93 (3.66)	<b>P32EB93EGABNGP</b>
3/8"	8 bar (125 psig) relieving - metal bowl - manual drain	58 (123)	17 (250)	261.6 (10.3)	60 (2.36)	93 (3.66)	<b>P32EB93ESMBNGP</b>
3/8"	8 bar (125 psig) relieving - metal bowl - auto drain	58 (123)	17 (250)	255.6 (10.1)	60 (2.36)	93 (3.66)	<b>P32EB93ESABNGP</b>
1/2"	8 bar (125 psig) relieving - poly bowl - manual drain	64 (136)	10 (150)	261.6 (10.3)	60 (2.36)	93 (3.66)	<b>P32EB94EGMBNGP</b>
1/2"	8 bar (125 psig) relieving - poly bowl - auto drain	64 (136)	10 (150)	255.6 (10.1)	60 (2.36)	93 (3.66)	<b>P32EB94EGABNGP</b>
1/2"	8 bar (125 psig) relieving - metal bowl - manual drain	64 (136)	17 (250)	261.6 (10.3)	60 (2.36)	93 (3.66)	<b>P32EB94ESMBNGP</b>
1/2"	8 bar (125 psig) relieving - metal bowl - auto drain	64 (136)	17 (250)	255.6 (10.1)	60 (2.36)	93 (3.66)	<b>P32EB94ESABNGP</b>

† Standard part numbers shown in bold. For other models refer to Options chart above.

‡ Flow with 10 bar (145 psig) inlet pressure, 6.3 bar (91.3 psig) set pressure and 1 bar (14.5 psig) pressure drop.



# Global Air Preparation System

## Specifications

Flow capacity*	1/4	42 dm <sup>3</sup> /s (89 scfm)
	3/8	58 dm <sup>3</sup> /s (123 scfm)
	1/2	64 dm <sup>3</sup> /s (136 scfm)
Operating temperature	Plastic bowl	-25°C to 52°C (-13°F to 125°F)
	Metal bowl	-25°C to 65.5°C (-13°F to 150°F)
Max. supply pressure	Plastic bowl	10 bar (150 psig)
	Metal bowl	17 bar (250 psig)
Standard filtration		5 micron
Useful retention†		51 cm <sup>3</sup> (1.7 US oz.)
Adjusting range pressure		0-2 bar (30 psig)
		0-4 bar (60 psig)
		0-8 bar (125 psig)
		0-17 bar (250 psig)
Port size	BSPP / BSPT / NPT	1/4, 3/8, 1/2
Gauge port (2 ea.)	BSPP / BSPT / NPT	1/4
Weight		0.53 kg (1.17 lbs)

\* Inlet pressure 10 bar (145 psig). Secondary pressure 6.3 bar (91.3 psig).  
 † Useful retention refers to volume below the quiet zone baffle.

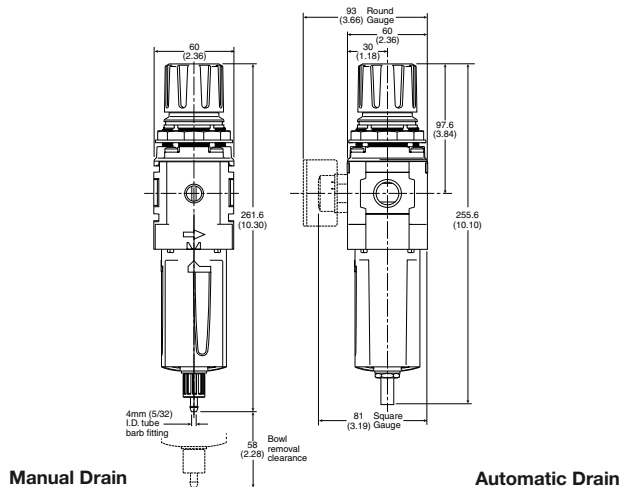
### Air quality:

Within ISO 8573-1: 1991 Class 3 (Particulates); 2001 Class 6 (Particulates)

## Material Specifications

Body		Aluminum
Adjustment knob		Acetal
Element retainer / Baffle		Acetal
Bowl	Plastic bowl	Polycarbonate
	Metal bowl	Zinc
Bowl guard		Nylon
Filter element		Sintered polyethylene
Seals		Nitrile
Springs	Main regulating / valve	Steel / S.S.
Valve assembly		Brass / Nitrile
Diaphragm assembly		Nitrile / Zinc
Panel nut		Acetal
Sight gauge	Metal bowl	Polycarbonate

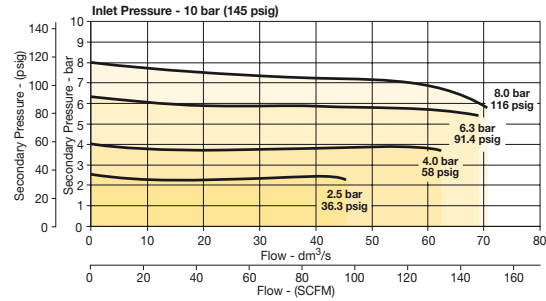
## Dimensions mm (inches)



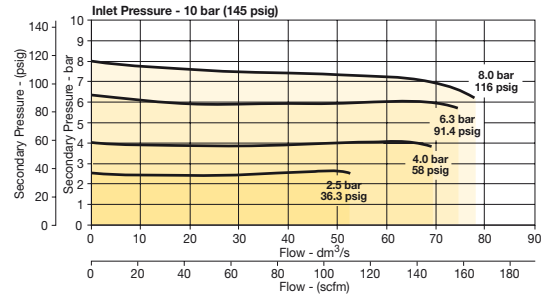
**WARNING**  
 Product rupture can cause serious injury.  
 Do not connect regulator to bottled gas.  
 Do not exceed Maximum primary pressure rating.

## Flow Charts

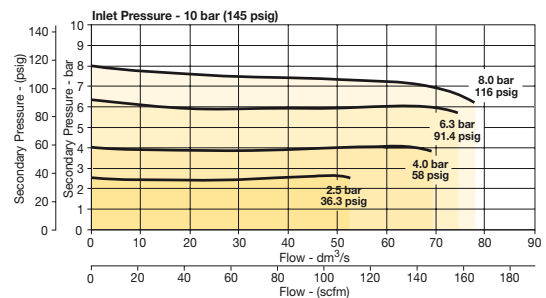
### 1/4 Filter / Regulator



### 3/8 Filter/Regulator



### 1/2 Filter/Regulator



## Repair and Service Kits

Plastic bowl / Bowl guard manual drain	<b>P32KB00BGM</b>
Metal bowl / Sight gauge manual drain	<b>P32KB00BSM</b>
Auto drain	<b>P32KA00DA</b>
5µ particle filter element	<b>P32KA00ESE</b>
Regulator repair kit - relieving	<b>P32KB00RB</b>
Regulator repair kit - non-relieving	<b>P32KB00RC</b>
Panel mount nut - aluminum	<b>P32KA00MM</b>
Panel mount nut - plastic	<b>P32KA00MP</b>
Angle bracket (fits to panel mount threads)	<b>P32KB00MR</b>
T-bracket (fits to body connector)	<b>P32KA00MB</b>
T-bracket with body connector	<b>P32KA00MT</b>
Body connector	<b>P32KA00CB</b>

## Gauges

### 50mm (2") Round 1/4" center back mount

0-30 psig / 0-2 bar	<b>K4520N14030</b>
0-60 psig / 0-4 bar	<b>K4520N14060</b>
0-160 psig / 0-11 bar	<b>K4520N14160</b>
0-300 psig / 0-20 bar	<b>K4520N14300</b>

For best performance, regulated pressure should always be set by increasing the pressure up to the desired setting.

